



GSL213 FS

SmartWay
Verified







For Trucks, Steer Position



Long Haul



Long Haul Steer Tire

Features	Benefits
 <p>Fuel saving compound</p>	Lower rolling resistance and higher fuel economy
 <p>Extra wide and deep tread</p>	Outstanding tread life
 <p>Defense ribs</p>	Effectively prevents initiation of irregular wear
 <p>Braking force support ribs</p>	Helps prevent the spread of irregular wear

Tire Size	Item Code	PR	LR	LI/SR	Approved Wheel	Allowed Wheel	Max Load Single	Max Load Dual	Section Width	Static Loaded Radius	Overall Diameter	Tread Depth	RPM	Weight
					Inch	Inch	(Lbs. @ PSI)	(Lbs. @ PSI)	Inch	Inch	Inch	32nds		Lbs.
11R22.5	100EV809G	14	G	144/142 M	8.25	7.50	6,175@105	5,840@105	11.0	19.3	41.5	19	501	128
11R24.5	100EV403G	14	G	146/143 M	8.25	7.50	6,610@105	6,005@105	11.0	20.3	43.5	19	479	138
285/75R24.5	100EV766G	14	G	144/141 M	8.25	—	6,175@110	5,675@110	11.1	19.4	41.3	19	503	127

PR Ply Rating LR Load Range LI Load Index SR Speed Rating RPM Revolutions Per Mile

GT RADIAL
Experience the Performance

Giti manufactures SmartWay Verified Technologies. Learn more at epa.gov/smartway. Product details given for information only. Giti reserves the right to modify details of products and services at any time and without notice.