



GTL922 FS

SmartWay
Verified







For Trucks, Trailer Position



Long Haul

SmartWay Verified Long Haul Trailer Tire

Features	Benefits
 <p>Four straight groove design</p>	Enhanced driving stability and effective water evacuation properties
 <p>Optimized footprint</p>	Increased performance for wet grip
 <p>Continuous shoulder rib design</p>	Provides excellent resistance to irregular wear
 <p>Special tread compound</p>	Reduced rolling resistance and improved fuel economy

Tire Size	Item Code	PR	LR	LI/SR	Approved Wheel	Allowed Wheel	Max Load Single	Max Load Dual	Section Width	Static Loaded Radius	Overall Diameter	Tread Depth	RPM	Weight
					Inch	Inch	(Lbs. @ PSI)	(Lbs. @ PSI)						Inch
11R22.5	100EV1783Q	14	G	144/142 L	8.25	7.50	6,175@105	5,840@105	11.0	19.3	41.5	11	501	112
255/70R22.5	100EV1570Q	16	H	140/137 L	7.50	8.25	5,510@120	5,070@120	10.0	17.1	36.6	11	568	89
295/75R22.5	100EV1191Q	14	G	144/141 L	9.00	8.25	6,175@110	5,675@110	11.7	18.6	39.9	11	521	104
11R24.5	100EV1448Q	14	G	146/143 L	8.25	7.50	6,610@105	6,005@105	11.0	20.3	43.5	11	478	121
285/75R24.5	100EV2120Q	14	G	144/141 L	8.25	—	6,175@110	5,675@110	11.1	19.4	41.3	11	503	110

PR Ply Rating LR Load Range LI Load Index SR Speed Rating RPM Revolutions Per Mile

Giti manufactures SmartWay Verified Technologies. Learn more at epa.gov/smartway.
Product details given for information only. Giti reserves the right to modify details of products and services at any time and without notice.



COMMERCIAL TRUCK TIRES